

CONTACTUM



DEFENDER

Defender B Board

A comprehensive range of enclosed LV distribution boards and control equipment for all applications. Designed and tested to BS EN 61439-3 for assured safety, compliance, and performance.

CONTACTUM

Established in 1936, Contactum is a proud British brand with a distinguished heritage in the electrical industry. For nearly a century, we have been a trusted name in the supply of wiring accessories, circuit protection devices, and control products across residential, commercial, and industrial sectors.

Our reputation has been built on a foundation of quality, safety, and a design-led approach, with a focus on delivering products that meet the unique demands of the UK market.

Offering the latest solution-led wiring accessories to award-winning consumer units and commercial switchgear, Contactum delivers reliable, specification-grade electrical solutions designed to meet the evolving needs of electricians, contractors, wholesalers, and specifiers.

We pride ourselves on combining performance, compliance, and visual appeal across our ranges, supported by robust technical expertise and responsive customer service.



To support our commitment to excellence, Contactum operates an ISO Integrated Management System, covering quality (ISO 9001), environmental (ISO 14001), and occupational health & safety (ISO 45001) standards. This ensures that every aspect of our operations – from product development to customer service – is underpinned by internationally recognised best practices.

Further reinforcing our dedication to sustainability and corporate responsibility, Contactum has recently been awarded a medal-level rating by Eco Vadis, a leading global assessment platform for environmental, social, and ethical performance.

This achievement highlights our continuous efforts to operate transparently, reduce environmental impact, and promote responsible business practices throughout our supply chain.

ecovadis



alfanar

As part of the alfanar group, Contactum benefits from the backing of a global leader in electrical manufacturing, energy, and infrastructure. Headquartered in Riyadh, Saudi Arabia, alfanar brings world-class scale, engineering excellence, and advanced production capabilities to the partnership.

A large proportion of Contactum's product offering is manufactured at alfanar Industrial City – a cutting-edge 700,000 square metre facility in Riyadh. This ISO-certified complex is equipped with automated production lines, quality testing laboratories, and R&D centres, staffed by skilled professionals committed to delivering consistent quality and innovation across all markets.



By combining the local insight and agility of a UK-based brand with the scale, resources, and innovation of a global manufacturing group, Contactum remains uniquely positioned to serve the needs of the modern electrical market. Whether supporting new build developments, refurbishment projects, or infrastructure upgrades, Contactum continues to deliver dependable solutions trusted by professionals across the UK and beyond.




Contents

B Board 125A Product Features	5
TP & N Distribution Boards	7
Main incomers	8
Extension Enclosure	9
Metering & Surge Arrestor Kits	10
B Board 250A Product Features	11
TP & N Distribution Boards	12
Main incomers	13
MCB	14
eRCBO 1P	14
eRCBO 2P	15
AFDD	15
Accessories	15

Split Load Power & Lighting Distribution Boards

For compliance with Part L2 of the building regulations in non-domestic installations.

Our 125A Split Load Extension Enclosure allows our standard Defender B Board to be configured in a horizontal arrangement as a Dual Metered Lighting & Power Board which answers the needs for compliance with the latest building regulations sub-metering requirements.




We offer a comprehensive suite of products for a cost-effective solution including Single and Dual Channel Metering kits in standard or MID approved and Surge Protection kit for a fully configurable and flexible approach.

“


The Contactum Defender B Boards are perfect in size, the Split Load Power & Lighting Boards provide a great space saving solution for installations within service cupboards.

”

Product Features



Defender B Board 125A Distribution Board



Door locking feature

Choice of:




125A 4 pole isolator



100A 4 pole Type A RCDs

- + 1.2mm electro galvanized sheet steel
- + Polyester powdered finish RAL-9016
- + Removable Gland plates 1.2mm, top and bottom
- + Fully shrouded neutral terminal
- + Keyhole fixing points
- + Removable pan assembly
- + Spacious enclosure For easy wiring

Product Features



Defender B Board 125A Extension Enclosure

Surge Arrester Kits



Type 2 40kA
3+1 Surge
Arrester Kit



Type 2 40kA
3+1 Compact
Surge
Arrester Kit

Metering Kit MID approved



Options
available

+ Optional add on extension enclosure, meter and surge arrester

Metering and surge arrester kits are supplied complete with all accessories and cabling to fully install into the B Board

Distribution Boards



TP & N Distribution Boards

4 - 16 Way:

Provision for Iso/RCD

Type B Board Rated 125A



125A Rating

Size:

4 Way

6 Way

8 Way

12 Way

16 Way

Product Code:

DDB125PIR04

DDB125PIR06

DDB125PIR08

DDB125PIR12

DDB125PIR16

Dimensions:

	4 Way	6 Way	8 Way	12 Way	16 Way
Height (H) mm	532	586	640	748	856
Width (W) mm	415	415	415	415	415
Depth (D) mm	120	120	120	120	120

Technical Data for Defender B Board:

Compliance standard	IEC 61439-3	Supply frequency	50 Hz
Product colour	RAL 9016 textured, powder coated polyester	Busbar rating: maximum rating	125A
No of outgoing triple pole ways	4,6,8,12,16	Rated short time	
Mounting type	Surface	withstand current (Icw)	20kA - 0.25s
IP rating BS EN 60529	IP 4X	Rated impulse withstand	
Pollution degree	3	voltage (Uimp)	4kV
Installation location	Inside	Incoming isolator	4 pole (3 phase and neutral)
Average ambient temperature	35 °C	Enclosure	1.2 mm galvanised steel
Operating temperature range	(-5 °C to 40 °C)	Busbar	Tin plated ETP Cu (2 layers)
Altitude	Up to 2000m (no derating)	Neutral terminals: shrouded	Brass tin plated
Electrical supply type	3 phase AC	Earth terminals	Brass tin plated
Maximum operating voltage	415 VAC	Door latch, with key	Metallic

Isolator



125A Rating

Size:

125A 4P Isolator

Product Code:

CPD1254

Technical Data for Isolator:

Standard	EN / IEC60947-3	Mechanical endurance	10000
Rated currents	125A	Type of terminal	Lug type and Pin type
Rated voltage	4 pole 400 AC 50/60Hz	Terminal capacity	Cables up to 50mm ²
Utilization category	AC-22A	Ambient temperature (oC)	-5oC to +40oC, Max.95% humidity
Icw	12Ie, t=0.1s	Storage temperature (oC)	-40~+75
Rated short-circuit making capacity Icn	20Ie, t=0.1s	Altitude (meters)	Max. 2,000
Rated making & breaking capacity	3Ie, 1.05Ie, COS =0.65	Protection degree	IP20
Rated insulation voltage Ui	690V	Installation	Mounting on 35mm DIN rail
Rated impulse withstand voltage Uimp	4000V	Module Width	17.8mm per pole x4
Electrical endurance	1500		

RCD

30 - 300mA:
100A 4P
RCD Type A



100A Rating

Size:

30mA

100mA

300mA

100mA + Time Delay

300mA + Time Delay

Product Code:

CPR100003A

CPR100010A

CPR100030A

CPR100010AT

CPR100030AT

Technical Data for RCD:

Standard	IEC/EN 61008-1	Mechanical endurance	20000
Rated current	100A	Terminals	Lug type and Pin type
Rated voltage	400/415VAC	Cable termination	35mm
Rated short circuit	10kA	Number of poles	3P+N (4P)
Rated residual current	30mA, 100mA, 300mA	Protection degree	IP20
Rated frequency	50/60Hz	Maximum operating temperature	-5 °C to +40 °C
Electrical endurance	10000		

Extension Enclosures



Product: DDB Metering / Surge Protection Enclosure **(1)** **Dimension:** **Product Code:** DDB-M/SENC

Extension Enclosure can be fitted with either:
1x Single Channel Metering Kit
1x Surge Arrestor Kit

or can be fitted with both:
1x Single Channel Metering Kit AND 1 x Surge Arrestor Kit



Product: DDB Split Load Enclosure **(2)** **Dimension:** **Product Code:** DDB-SLENC

Extension Enclosure can be fitted with either:
1x Dual Channel Metering Kit
1x Surge Arrestor Kit

or can be fitted with both:
1x Dual Channel Metering Kit AND 1 x Surge Arrestor Kit



Product: DDB Cable Extension Enclosure **(3)** **Dimension:** **Product Code:** DDB-CEENC

DDB 14 Modular Extension Enclosure **(4)** **Product Code:** DDB-MSB14


***DDB-MSB14 – To be installed to top of the distribution board**



Dimensions:

	(1)	(2)	(3)	(4)
Height (H) mm	316	416	316	316
Width (W) mm	415	831	415	415
Depth (D) mm	126	126	126	126

Metering Kits



Product:

Product Code:

Single Channel MID Meter Kit

DDB-SCMIDMKIT

Single Channel Check Meter (Non MID) Kit

DDB-SCMKIT

Dual Channel MID Meter Kit


DDB-DCMIDMKIT

Dual Channel Check Meter (Non MID) Kit

DDB-DCMKIT

Supplied complete with Metering Power kit plus plug and play connections between Meter and CT

Surge Arrester Kits



Product:

Product Code:

Type 2 40kA 3+1 Surge Arrester Kit

DDB-T2S4031KIT

Type 2 40kA 3+1 Surge Arrester Kit for DDBSLENC

DDB-T2S4031KITSL

Type 2 40kA 3+1 Compact Surge Arrester Kit

T2S4031KIT

Supplied complete with Type 2 Surge Arrester, 63A 3 pole MCB, uses 1 three phase way within the board

Technical data, please refer to the website: www.contactum.co.uk

Product Features



Defender B Board 250A Distribution Board

- + Removable top and bottom gland plates
- + Lockable front cover
- + Fully shrouded neutral terminal
- + Removable pan assembly
- + Incoming neutral disconnecting link
- + Provision for SPD & Metering within the enclosure
- + 250A busbar Icw 35kA @ 200ms
- + Fully type tested to IEC/BS EN 61439-3
- + 6 to 24 triple pole ways
- + 10kA single pole and triple pole MCBs
- + 10kA Compact RCBOs

Incomer kits include:

- + 3P or 4P MCCB switch disconnecter
- + 3P or 4P MCCB 50kA with adjustable thermal & magnetic release
- + 4P MCCB 50kA with type B adjustable earth leakage

Distribution Boards



TP & N Distribution Boards

6 - 24 Way:

Provision for ISO/MCCB/MTR/SPD

Type B Board Rated 250A



250A Rating

Size:

6 Way	DDB250MSR06*
8 Way	DDB250MSR08*
10 Way	DDB250MSR10
12 Way	DDB250MSR12
16 Way	DDB250MSR16
20 Way	DDB250MSR20*
24 Way	DDB250MSR24*

Product Code:

*Extended range to be available Q3, 2025



Dimensions:

	6 Way	8 Way	10 Way	12 Way	16 Way	20 Way	24 Way
Height (H) mm	800	854	908	962	1070	1177	1285
Width (W) mm	460	460	460	460	460	460	460
Depth (D) mm	150	150	150	150	150	150	150

Technical Data for Defender B Board:

Compliance standard	IEC 61439-3	Maximum operating voltage	415 VAC
Product colour	RAL 9016 textured, powder coated polyester	Supply frequency	50 Hz
No of outgoing triple pole ways	6,8,10,12,16,20,24	Busbar rating: maximum rating	250A
Mounting type	Surface	Rated short time withstand current (I _{sc})	30kA @ 250ms or 35kA @ 200ms
IP rating BS EN 60529	IP 3XD	Rated impulse withstand voltage (U _{imp})	4kV
Pollution degree	2	Incoming isolator	4 pole (3 phase and neutral)
Installation location	Inside	Enclosure	1.2 mm galvanised steel
Average ambient temperature	35 °C	Busbar	Tin plated ETP Cu (2 layers)
Operating temperature range	(-5 °C to 40 °C)	Neutral terminals: shrouded	Brass tin plated
Altitude	Up to 2000m (no derating)	Earth terminals	Brass tin plated
Electrical supply type	3 phase AC	Door latch, with key	Metallic

QM5G Switch Disconnecter

Product:	Product Code:
250A 3P Disconnecter Icw 3.5KA 250AF	QM5G-250-250-3P
250A 4P Disconnecter Icw 3.5KA 250AF	QM5G-250-250-4P



Technical Data for QM5G Switch Disconnecter

Standard	EN/IEC 60947-1, EN/IEC 60947-3	Type of Terminal	Lug type
Number of poles	3, 4	Terminal Capacity	M8
Rated Current (In) A	250	Terminal Torque (Nm)	8.8-10.8
Rated operational voltage Ue(V) 50/60Hz	AC400, 690, DC500/750 (3P in series), DC750/1000 (4P in series)	Ambient Temp (Storage)	-25C ~ +55C (at the ambient 25C <95% humidity)
Rated insulation voltage Ue(V) Ui(V)	1000	Ambient Temp (Installation)	-5C ~ +40C (Avg no more than +35C in 24hrs)
Rated impulse withstand voltage Uimp(kV)	8	Altitude (meters)	Max 2000
Short-circuit making capacity Icm(kA)	4.9	Pollution Degree	3
Rated short time withstand current Icw/1s(A)	3500	Installation orientation	Vertically or Horizontally
Utilization category	AC-22A(AC690V), AC-23A(AC400V), DC-23A(DC1000V)	Device Width 3P/4P WxLxH (mm)	105/140x165x85

QM5 Moulded Case Circuit Breaker

Product:	Product Code:
250A 3P TMD 50KA MCCB 250AF	QM5-250L-250-3P
250A 4P TMD 50KA MCCB 250AF	QM5-250L-250-4P



Technical Data for QM5 Moulded Case Circuit Breaker

Standards	EN/IEC 60947-1, EN/IEC 60947-2	Type of Terminal	Lug type
Number of Poles	3, 4	Terminal Capacity	M8
Rated Current (In) A	250	Terminal Torque (Nm)	8.8-10.8
Rated operational voltage Ue(V) 50/60Hz	AC400/AC440/AC690	Ambient Temp (Storage)	-25C ~ +55C (at the ambient 25C <95% humidity)
Rated insulation voltage Ue(V) Ui(V)	1000	Ambient Temp (Installation)	-5C ~ +40C (Avg no more than +35C in 24hrs)
Rated impulse withstand voltage Uimp(kV)	8	Altitude (meters)	Max 2000
Rated ultimate short-circuit breaking capacity Icu(kA)	50kA at 400V AC 50/60 Hz, 50kA at 440V AC 50/60 Hz	Pollution Degree	3
Rated service short-circuit breaking capacity Ics(kA)	10kA at 690V AC 50/60 Hz	Installation orientation	Vertically or Horizontally
Utilization category	A	MCCB Release Type	Thermal/Magnetic adjustable 1.0-0.8
		Device Width 3P/4P WxLxH (mm)	105/140x165x85

QM5L Earth Leakage Circuit Breaker

Product:	Product Code:
250A 4P TMD 50KA MCCB RCD 250AF	QM5L-250-250-4P*

*Extended range to be available Q3, 2025



Technical Data for QM5L Earth Leakage Circuit Breaker

Standards	EN/IEC 60947-1, EN/IEC 60947-2	Ambient Temp (Storage)	-25C ~ +55C (at the ambient 25C <95% humidity)
Number of Poles	4	Ambient Temp (Installation)	-5C ~ +40C (Avg no more than +35C in 24hrs)
Rated Current (In) A	250	Altitude (meters)	Max 2000
Rated operational voltage Ue(V) 50/60Hz	AC400/AC440	Pollution Degree	3
Rated insulation voltage Ue(V) Ui(V)	800	Installation orientation	Vertically or Horizontally
Rated impulse withstand voltage Uimp(kV)	8	MCCB Release Type	Thermal/Magnetic adjustable 1.0-0.8
Rated ultimate short-circuit breaking capacity Icu(kA)	50kA at 400V AC 50/60 Hz, 50kA at 440V AC 50/60 Hz	RCD Type	B
Rated service short-circuit breaking capacity Ics(kA)	50kA at 440V AC 50/60 Hz	Rated residual operating current IΔn(A)	0.05/0.1/0.15/0.2/0.3/0.5/1
Utilization category	A	Rated residual non-operating current IΔn0(A)	1/2 IΔn
Type of Terminal	Lug type	Rated short-circuit making and breaking capacity IΔm(kA)	1/4 Icu
Terminal Capacity	M8	Adjustable time delay Δt (ms)	0/100/200/300/400/500/1000
Terminal Torque (Nm)	8.8-10.8	Device Width WxLxH (mm)	140x165x85

MCB Single or Triple Pole 10kA B, C and D Curve

6A - 63A:

10kA SP
B, C & D Curve



Rating:	Product Code:	B, C or D:	Single (SP) or triple (TP) pole:
06A	CPB1006	-	-
10A	CPB1010	-	-
16A	CPB1016	-	-
20A	CPB1020	-	-
25A	CPB1025	-	-
32A	CPB1032	-	-
40A	CPB1040	-	-
50A	CPB1050	-	-
63A	CPB1063	-	-

Example:
CPB1016 B
or
CPB1016 B3

Add code:
B, C or D
for Curve
type

Add code:
3 for TP
(No code needed for SP)

Technical Data for MCB:

Standard	Confirming to IEC/BS EN60898-1
Breaking capacity	10kA
Protection	Against overload and short circuit
Rated current In	6, 10, 16, 20, 25, 32, 40, 50, 63A
Rated voltage	1pole 230 AC 50/60Hz, Rated insulation voltage Ui: 500V, Rated impulse withstand voltage Uimp: 6000V, Energy limiting class: 3
Ambient temperature	-50C to +40oC pursuant to BS EN / IEC60898
Characteristic	Thermal operating limit: (1.13-1.45) x In Magnetic operating: B: (3-5) x In C: (5-10) x In D: (10-20) x In
Number of poles	1P, 3P

Type of trip	Thermal / magnetic release
Type of terminal	Lug type and Pin type
Terminal capacity	16mm ² flexible or 25mm ² rigid up to 25A ratings 25mm ² flexible or 35mm ² rigid for 32A to 63A ratings
Protection degree	IP20
Installation	Mounting on 35mm DIN rail
Torque (N.m)	2
Width	17.5mm per pole

eRCBO 1P 10kA Compact B and C Curve

6A - 40A:

10kA Type A B & C
Curve SP eRCBO



Product Code:	Rating:	B or C:
CCPBR10	06A	-
CCPBR10	10A	-
CCPBR10	16A	-
CCPBR10	20A	-
CCPBR10	25A	-
CCPBR10	32A	-
CCPBR10	40A	-

Example:
CCPBR10 20A B

Add code:
06A - 40A
For rating

Add code:
B or C
for Curve
type

Technical Data for eRCBO:

Standard	IEC/BS EN61009
Breaking Capacity	10kA
Number of poles	1P+N (1 module - fixed neutral)
Rated currents	6, 10, 16, 20, 25, 32, 40A
Rated voltage	230VAC
Rated Tripping Current	30mA
Residual Operating Characteristics	A
Residual Current Disconnection Time	≤0.1s

Characteristic	B,C
Electrical endurance	10000
Mechanical endurance	20000
Ambient temperature	-50C to +40oC, Max. 95%humidity
Connection terminal	Flexible 16mm ² , Rigid 25mm ²
Type of terminal	Lug type and Pin type
Module Width	17.8mm /module
Torque N.m	2

Defender B Boards

eRCBO 2P 10kA B and C Curve

6A - 63A:
30mA 10kA
2P RCBO



Rating:	Product Code:	B or C:
06A	CCPBR10062A	
10A	CCPBR10102A	-
16A	CCPBR10162A	-
20A	CCPBR10202A	-
25A	CCPBR10252A	-
32A	CCPBR10322A	-
40A	CCPBR10402A	-
50A	CCPBR10502A	-
63A	CCPBR10632A	-

Example:
CCPBR10102A **B**

Add code:
B or C for Curve type

Technical Data for eRCBO:

Number of Poles	2P (2 module)	Mechanical Endurance	20000
Rated Current(In)	6, 10, 16, 20, 25, 32, 40, 50, 63A	Electrical Endurance	10000
Rated Voltage(Un)	230/240VAC	Frequency	50/60Hz
Rated Short-circuit Capacity	Icn= 1.0kA Ics=7.5kA	Dielectric Strength	2500V
Rated Residual Making and Breaking Capacity	IΔm=10kA	Cable Termination	25mm ²
Magnetic Tripping Characteristics	B,C	Torque Nm	2Nm
Residual Tripping Characteristics	A	IP degree	IP20
Rated Residual Operating Current	30mA	Standards	IEC/BS EN 61 009-1

AFDD 10kA MCB or RCBO B and C Curve

6A - 40A:
10kA Type A B & C Curve
1 Mod AFDD RCBO and MCB



Product Prefix:	Function:	kA Rating:	Current Rating:	Trip curve B or C:	Model:
AFD	-	10	06A	-	-1
AFD	-	10	10A	-	-1
AFD	-	10	16A	-	-1
AFD	-	10	20A	-	-1
AFD	-	10	25A	-	-1
AFD	-	10	32A	-	-1
AFD	-	10	40A	-	-1

Add code:
B for MCB or R for RCBO

Add code:
06A - 40A For rating

Add code:
B or C for Curve type

Example: AFD R 10 25A B -1

Technical Data for AFDD

Standard	IEC/BS EN 62606, IEC/BS EN 61009-1	Characteristic	B,C
Breaking Capacity	10kA	Electrical endurance	4000
Number of poles	1P+N (1 module)	Mechanical endurance	20000
Rated currents	6, 10, 16, 20, 25, 32, 40A	Ambient temperature	-50C to +40oC, Max. 95%humidity
Rated voltage	230VAC	Connection terminal	Flexible 16mm ² , Rigid 25mm ²
Rated Tripping Current	30mA	Type of terminal	Lug type and Pin type
Residual Operating Characteristics	A	Module Width	17.8mm /module
Residual Current Disconnection Time	≤0.1s	Torque N.m	2

Accessories



Product:	Product Code:
MCB/RCBO Toggle Locking Device (New Design)	DCA10
Type DDB MCB Blank	CPBM1
B Board Kit of 2 Gland Plates	DDB-GP
125A 4P Isolator Single Phase Conversion Kit (Can only be used with 4P 125A Isolator)	DDB1254ISPCK


Defender B Board

CONTACTUM

www.contactum.co.uk

020 8208 7419

sales@contactum.co.uk



Scan me for more
info on our website



DBBB - RevLev05

